

Conference Paper

The Order of the Learning Spaces to Increase Learning Spirits at Madrasah Tsanawiyah Nurul Islam Surabaya

Muchlisiniyati Safeyah^{1*}, Wiwik Dwi Susanti¹

¹Department of Architecture, Universitas Pembangunan Nasional "Veteran" Surabaya, East Java, Indonesia

Abstract

The success of teaching and learning process depends not only on the teacher's expertise but also influenced by the condition of the learning space. The structures of the learning space must pay attention to the factors of flexibility, achievement, flexibility, comfort, and beauty can increase the spirit for students and teachers to transfer knowledge. The classroom and library room at MTs Nurul Islam pay less attention to flexibility and beauty factor. The purpose of the program is to improve the classroom and library of MTs Nurul Islam Surabaya so that it can improve the spirit of learning and teaching for students and teachers. The method is done through counseling and setting practice. The results of the counseling it can motivate teachers to apply a seat arrangement pattern that adjusted the learning activities. Furthermore in one of the classroom also was done by painting with dark green and light green. The dark green and light green colors are selected which are brighter than the previous ones. The arrangement of wall color is also made different, is two side wall of dark green and two sides wall with light green color. The Floor in the library room raised ± 20 cm to overcome the flood.

Keywords: Learning space, learning space quality, order

INTRODUCTION

Madrasah Tsanawiyah (MTs) Nurul Islam Surabaya is located in a very dense kampong. Learners come from the surrounding kampong area, with the socio-economic condition is poor, are children of the pedicab drivers (90%), laborers, small traders and other informal workers. The educational activities of MTs Nurul Islam are conducted inside a building with a land area of 390 m². The whole land is filled with buildings consisting of 2 floors.

There are 6 classrooms each measuring 6 m x 4 m. The partition of several classrooms with one another are plywood walls, causing no privacy between classes with each other. There is a library measuring 4 m x 2 m. The large of classrooms and library has not in accordance with the standard set by the government. Students' seats and desks are 125 pairs in not feasible condition. An amount of chairs and tables is less 17 than the ideal amount should be. Lighting and carriage in the classroom are adequate, but for the library are inadequate. In the rainy season, the floor of the library is flooding. The arrangement of classrooms is conventional arranged, in a row facing the board. The color of the walls of 4 classrooms using a mixture of two dark green and light green, and 2 classrooms not yet painted. The arrangement of the existing study space is not visually appealing.

* Corresponding author

Email address: muchlisiniyati.ar@upnjatim.ac.id

How to cite this article: Safeyah M , Susanti WD (2017) The Order of The Learning Spaces to Increase Learning Spirits at Madrasah Tsanawiyah Nurul Islam Surabaya. *International Seminar of Research Month Science and Technology in Publication, Implementation and Commercialization*. NST Proceedings. pages 246-253.doi: 10.11594/nstp.2018.0137.

The condition of the classroom greatly affects the success of the learning process, not only depends on the expertise of teachers in managing learning. For that reason arrangement of classroom needs to be modified in order to be created a conducive and pleasant place. Some principles that need to be considered by the teacher in managing the physical environment of the class according to Winaputra (2003) are:

- 1) Visibility: between students and teachers can interact without being obstructed with things.
- 2) Accessibility: spatial arrangement makes it easier for students to take the required items. The distance between seats is sufficient and students can move easily.
- 3) Flexibility: items are easily organized and moved according to learning activities.
- 4) Convenience: with respect to room temperature, light, sound, and class density.
- 5) The beauty: the teacher's effort to organize the classroom is fun and conducive to learning activities.

The arrangement of the learning space allows children to sit in groups and make it easier for teachers to move freely in helping and monitoring students' behavior. Learning room settings need to pay attention to: the size of the class shape, the shape and size of the bench-table, the number of students in the class, the number of students in the group, the number of groups in the classroom, the composition of students in groups (students clever and less clever, man and woman) (Ods, 2001). The layout of desks and benches in the learning process in the classroom should be arranged in such a way. There is no single ideal classroom, but there are several options that can be taken as variations. The classroom interior decoration should be designed that allows the child to learn actively. Some class formations that can be used as a reference in the structuring of the class: U-Up Formation, Team Style Formation, Conference Table, Circle, Working Group, Workstation, Breakout Groupings, Chevroun Arrangement, Traditional Class, and Auditorium.

The use of interior elements should not be too dominant against other elements but balanced according to the principles of design, so doesn't cause chaos in the room (Laksmiwati, 1989). Design elements include lines, shapes, motifs, textures, spaces, colors, lighting, acoustics, and materials. The principles of interior design include harmony or harmony, proportion, balance, rhythm, and gravity. The use of the right colors for the school can improve the teaching and learning process, both for students and teachers. A well-designed environment not only facilitates learning but also reduces negative behavioral problems (Darmaprawira., 2002).

Interior completion has an enormous effect on learners rather than overall building design. Similarly, the types of materials used in interior finishing include; textures, floors, ceilings, walls, marks and art, and furniture can determine the learner's response to the interior (Olds, 2001). According to Handoyo (2015) the library and furniture room determine the interest of students to utilize the library. The library furniture should pay attention to aspects of beauty, usefulness, practicality, and fluency of activities within. The factors that must be considered, namely; accessibility, mobility, and student activities. Students should be able to easily reach existing library materials, do not disrupt movement from one room to another, and students can interact individually or in groups.

The condition of the classrooms and library less conducive had an impact on the achievement of MTs Nurul Islam students. Even though the graduates of MTs Nurul Islam are still better than MTs around them, but the number of graduates who continue to the higher level of school and favorite is still small ($\pm 50\%$). The student's interest in reading is still low, is caused the condition of the library is less feasible. Classroom conditions greatly affect the success of teaching and learning process. The atmosphere of an attractive space and not monotonous can increase the spirit of learning for learners.

From the description above, the problems to be solved are:

- a. How efforts made by educators to optimize the condition of the learning room which is an integral part of the learning activities.
- b. How to create a learning room order that can improve the spirit of learning for learners?

The purpose of community service activities are:

- a. Increasing the spirit of learning in the learning room of MTs Nurul Islam, so as to improve learning achievement.
- b. Improving the quality of classroom and library of MTs Nurul Islam.
- c. Increasing the spirit of MTs Nurul Islam teachers in conducive classroom management.

METHODS

The method used is counseling and practice of spatial planning. Structuring the classroom through the improvement of the quality of the wall color, the order of furniture, and the elevation of the floor of the library. The activity begins with field survey, permit application to the Chairman of Nurul Islam Foundation of Surabaya and Principal MTs Nurul Islam, preparation of extension materials, preparation of learning space improvement, and the practice of spatial planning. Counseling of teachers is delivered through lectures and discussions for 2 hours. The media used is Power Point that is served with LCD. Each teacher is given extension materials in the form of Power Point papers that can be given notes beside him. The direction of the students is done through lectures. The cleaning of the classroom and library is done by 7th-grade students, which takes 2 hours. The practice of improving the quality of classrooms and library is done by the builders under the supervision of the community service team.

RESULT AND DISCUSSION

The counseling activities for teachers, entitled "Spatial Management through Spatial Planning in MTs Nurul Islam Surabaya", for 2 hours went well and received a positive response from the teachers in attendance, it showed in Figure 1. Teachers understand the importance of color use, an arrangement of benches and chairs to create a conducive atmosphere in the teaching and learning process. Understanding of teachers to the material given 50% very understand, and 50% understand. They claim that the material is very helpful (60%) and helpful (40%). They will apply (100%) the classroom settings according to the given material, such as when the discussion will be applied to the model of the conference Figure 2.



Figure 1. Counselling activity at MTs Nurul Islam Surabaya

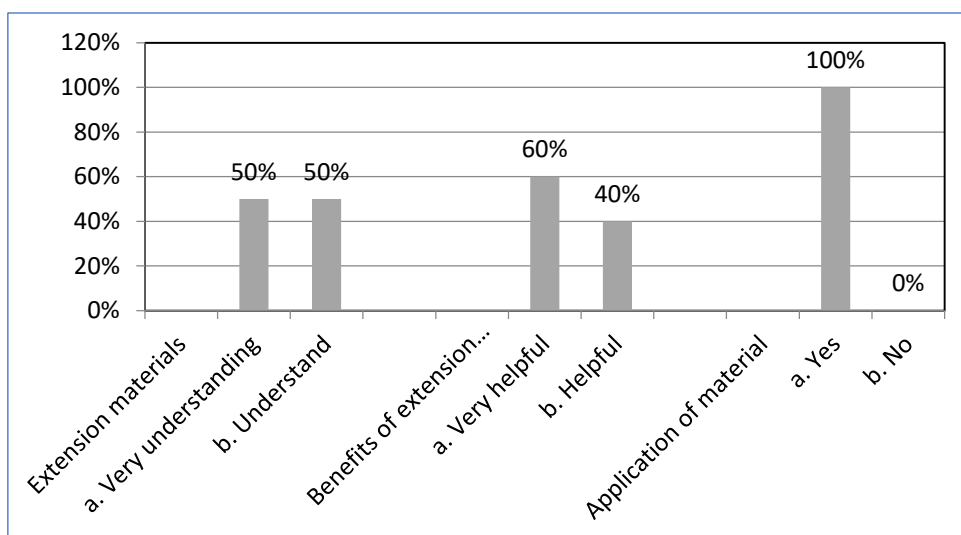


Figure 2. Teachers Opinions on Extension Materials

The color of the classroom and the library room is used in green, in accordance with the provisions of the Nurul Islam Foundation of Surabaya. The green color used in the interior of 4 classrooms in MTs Nurul Islam Surabaya is dark green and light green with dark tones. The arrangement of the color on the four sides of the wall is arranged in two colors, dark green on the bottom and light green on the top (Figure 3). These conditions make the classroom memorable dark and monotonous. The green color applied to the selected classroom and the library room is bright green, in order to obtain a fresh atmosphere. The use of a 2-color combination is still used, but with different arrangements, ie two sides of the walls are entirely dark green, and the other two use light green. Side walls that use dark green are selected on the shorter side, ie on the front and rear, while the use of light green on the right side and left side (Figure 4). The results of the questionnaire showed that students and teachers thought the classroom condition was now very good, they liked it and they could accept or give material easily, present in Figure 5.



Figure 3. The Application of Two Color Fusion: Dark Green on the Bottom and Green at the Top



Figure 4. The application of Old Green Colors on the Front and Back Sides, as well as the Young Green Colors on the Left and Right Side

Implementation of existing classroom settings using the traditional order. Judging from the extent of existing space, the traditional classroom setting is most likely. The shape of a rectangular class of limited size, ie an average of 4 m x 6 m only allows the arrangement of benches and chairs lined backward. Another obstacle is the uniform seats, there are seats reserved for one student, and there are seats reserved for two students.

The use of colors in previous library space is different from classrooms. The dark blue and white colors are used in the library room. The staining technique is the same as the classrooms, the three walls on the bottom of dark blue, and on the top of the white, and one light blue wall (Figure 6). The problems that exist in the library room the flood when in the rainy season. This is due to the lower floor height of the spaces beside it. The students who read in the library room sit on the carpeted floor. To overcome the flood hence done elevation of floor ± 20 cm, with ceramic floor cover 40 cm x 40 cm, white color with a gray motif (Figure 7). Repainting in the library room is done using dark green and light green with bright tones (Figure 8). The arrangement of the bookshelves remains the same, while the TV is moved near the entrance. The atmosphere of the library room becomes more fresh, orderly and fun.

The distribution of questionnaires to the students and teachers of MTs Nurul Islam strengthens the above description. They like the condition of the library now, and state the library's condition is better than ever. Libraries are brighter, more comfortable, and neat (Figure 9).

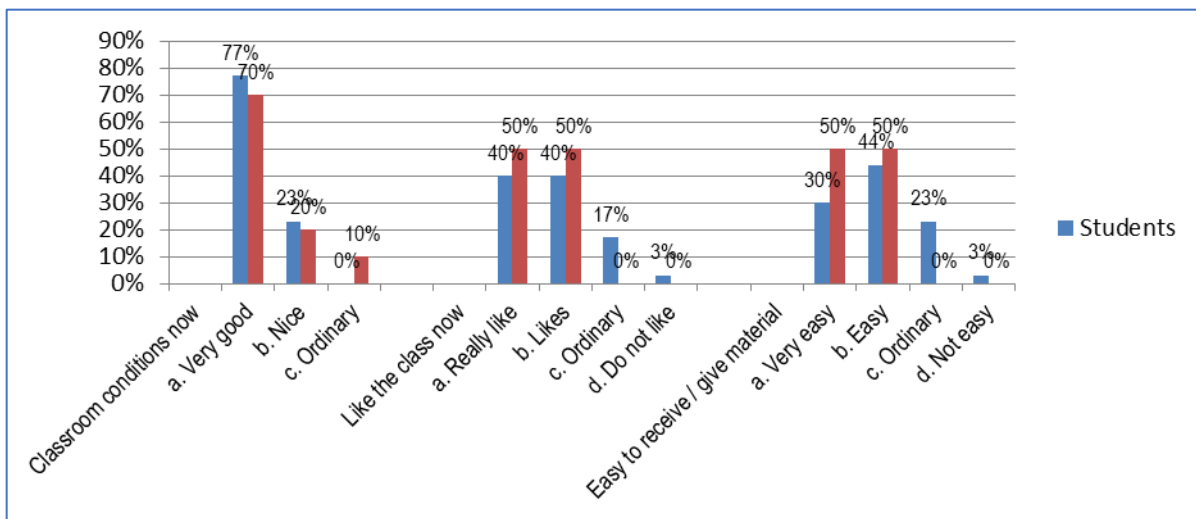


Figure 5. The Results of the Questionnaire Class Condition Now



Figure 6. Library with Blue and White Color, with Carpet Floor



Figure 7. The Elevation Floor at Library



Figure 8. Library Room is Bright and Neat

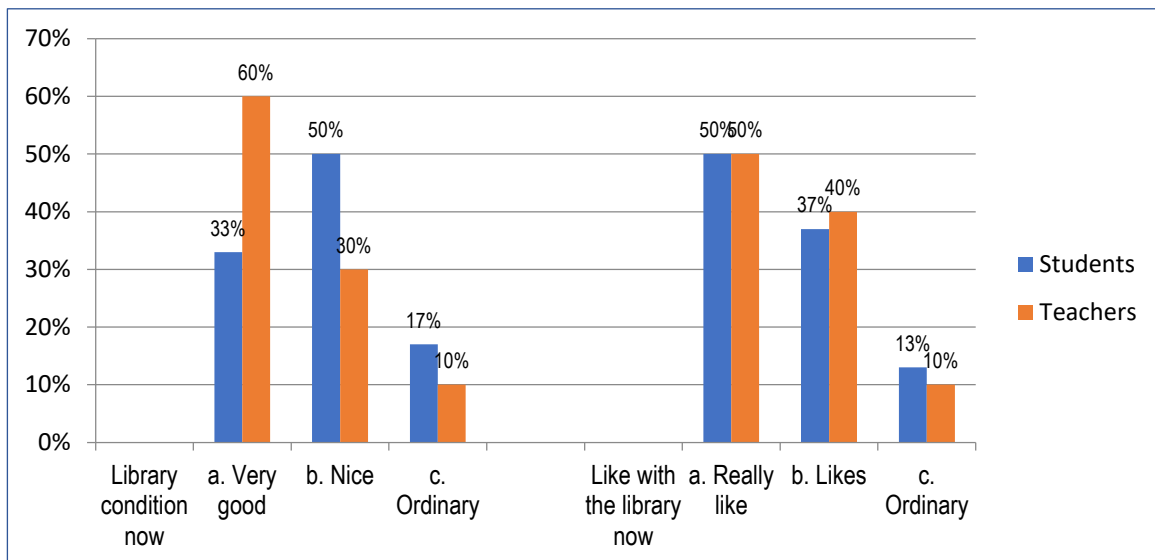


Figure 9. The Results of the Questionnaire Library Condition Now

Enthusiasm is also shown by students of MTs Nurul Islam Surabaya. This is seen when given a briefing on the preparation of learning room improvements, namely classroom and library space (Figure 10). Also shown when they clean up the classroom and library space (Figure 11).



Figure 10. Briefing Preparation of Learning Room Improvement



Figure 11. Cleaning activity at classroom and library

Improved classrooms and library space that has been implemented to bring about changes in the atmosphere of classrooms and library space. Fresh and cheerful classroom atmosphere changes through the application of wall colors, making learning and teaching more enjoyable. The current library space can be used comfortably, a clean and tall floor can be used to sit on it, a neat arrangement of books on bookshelves, and a cheerful memorable space makes the library room interesting to always visit.

CONCLUSION

The traditional order is the most optimal order that can be applied in the MTs Nurul Islam Surabaya classroom. Moreover, if the student seat model is designed more flexible, that is one chair for one student and the chair can be rotated facing sideways or backward. The arrangement of classrooms in MTs Nurul Islam Surabaya is still possible using the conference table setting, but it needs a uniform chair model in one class.

Counseling about the spatial structure and learning spaces in MTs Nurul Islam Surabaya, has an impact on improving the quality of classrooms and more attractive library space, improving teachers' understanding in creating a more conducive learning environment, enhancing the spirit of learning, and ultimately achieving improve learning achievement.

ACKNOWLEDGEMENT

Thanks to LPPM UPN Veteran of East Java which has funded through IPTEKS Utilization Program for Community (PIKAT) Batch II.

REFERENCES

- Darmaprawira, W.A., & Sulasmi. (2002). *Warna Teori dan Kreativitas Penggunaannya* (2nd ed.). Bandung: ITB.
- Handoyo, E. (2015). Training of School Library Management at UPT Library of Unnes.
- Laksmiwati, T. (1989). *Unsur-unsur dan Prinsip-prinsip Dasar Perancangan Interior*. Jakarta: Rama MG.
- Olds, A. R. (2001). *Child Care Design Guide*. New York: McGraw-Hill.
- Winaputra, U. S. (2001). *Strategi Belajar Mengajar*. Jakarta: PAU-PPAI Universitas Terbuka.